




CS2

ADVANCED FORCE TEST SYSTEM

225 lbf (1kN) & 1100 lbf (5kN)



FORCE MEASUREMENT HAS NEVER BEEN EASIER

The Chatillon® CS2 digital force testers are revolutionary systems optimized for production testing applications, including medical devices, plastics, packaging, textiles, rubber and electronics to name a few. No personal computer is required; no proprietary software is required; no knowledge of programming languages is required. This easy, flexible and affordable Tester uses a 2 in 1 Laptop Console in both Production and Laboratory environments.

Two options are available. Both the CS2-225 and CS2-1100 provide an easy-to-use, intuitive and straight-forward method for tensile, compression, shear, flexural, peel, or advanced multi-stage testing that conform to ISO or ASTM testing procedures. With the CS Series you can perform:

- Limit testing to load, displacement, height or time
- Break testing—sharp or percentage
- Multi-stage, cyclic tests and height measurements
- Peel testing
- Spring Testing
- Capture 2nd Peak
- RS-232 Auto Result Export

When repetitive testing and exporting of results is important, but you don't need advanced materials test functionality, the CS2 is an excellent choice.

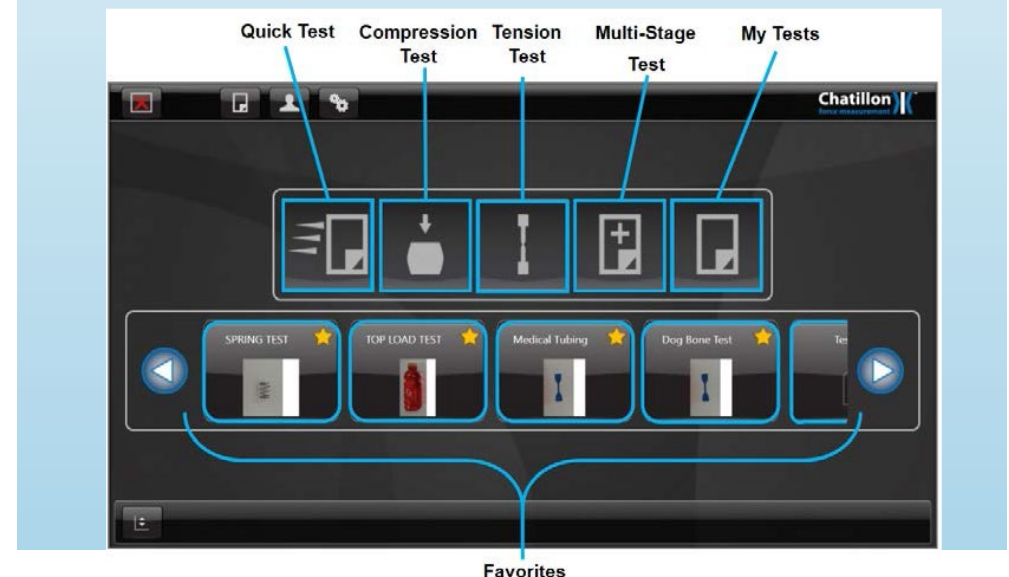
A 2-in-1 Laptop Console with Built-in Flexibility for Production and Lab Environments

The CS2 uses a 2-in-1 Laptop Console with an 13-inch touch screen for easy and continuous operation in a production environment. The touch screen is also easy to operate, making it the perfect interface for users regardless of their skill level. A few touches are all it takes to setup a test, select the test runs and export reports.

The Laptop Console may also be unfolded and setup using the keyboard as a laptop beside the CS2.

With the CS2 you can:

- Define your favorite, frequently-used tests for immediate access and insert a sample picture as an Icon for unambiguous test selection.
- Switch seamlessly during test batch execution between individual test graphs, batch results and statistics.
- Print and export data directly from the screen or use automatic data archiving.



TESTS FEATURES & FUNCTIONALITY

LIMIT AND BREAK TESTING

Setup a test based on a load, displacement, height, or time limit in both tensile and compression directions. Similarly, a break or rupture can be defined as a sharp break or percentage drop from the peak load measured.

As an added feature, a quick test button (compression or tension) allows the user to define and execute a test with only a few clicks, reducing setup time for trial and error testing.



Conduct a quick test by simply entering the type of test, pre-load (if any) and limits.



MULTI-STAGE & CYCLE TESTING

The multi-stage setup allows users to configure virtually any type of test setup imaginable. Each part of a test is defined as a “stage”. Each stage can be set up with its own independent load or displacement characteristic and speed. The touch screen interface with stage specific icons provides an excellent overview and makes it is easy to add, edit or delete a stage.

Multi-stage testing can be used for cycle, hold, insertion/ extraction, snap-on/off, switch toggle, or other sophisticated test methods. Users have total freedom to create the test movement required, using their sample without the need for expensive 3rd-party software applications or validation requirements.



Electro-mechanical testing systems can be used for short-term cycle and hold tests. Consult your sales person for your specific application requirements.

HEIGHT MODE

The CS2 includes a height mode of operation that allows the user to perform pre-conditioning and then measure height at specific loads. The system has an automatic datum routine that defines the reference point for height measurements. An Absolute Distance Feature allows driving to a specific distance in reference to zero.

PEEL TESTING

Determine the maximum and average peeling force of various materials between two points that you define in the test program setup.



TESTS FEATURES & FUNCTIONALITY



KEY FEATURES

• Force measurements made easy

Accurate results, easy programming, maximum throughput and minimal operator training.

• One-click operation

Simple and intuitive; with one-click access to favorite tests as well as test results.

• Modern design & technology

Linear guide technology, pre-loaded ball screws, and advanced software compensation ensures high displacement measurement precision. 13-Inch 2-in-1 Laptop Console and easy to use, touchscreen or keyboard.

• Large, flexible work area

Up to 180 mm throat depth for large specimens and a wide range of grips and fixtures available.

• Sample testing and quality assurance

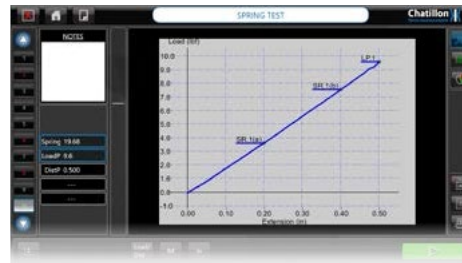
Immediate pass/fail output, automatic data export, controlled access levels and barcode scanning functionality.

• Security

Two levels of user access: supervisor and operator. Both can be password protected.

• Plug & play

A self-contained 2-in-1 Laptop Console using Windows 10 Pro. Just turn on the power and you're ready to start your test.



Switch between load and distance view in graph mode. Add notes to tests.

Run	Spring Rate (N/mm)	Load (N)	Displacement (mm)
1	19.56	9.6	0.491
2	19.57	9.6	0.500
3	19.52	9.6	0.500
4	20.08	9.6	0.500
5	19.57	9.6	0.500

View batch test results. Exclude non-compliant test runs

Statistic	Min	Max	Avg	Std Dev	CV%
Spring Rate (N/mm)	19.52	19.57	19.54	0.19	1.00
Load (N)	9.6	9.6	9.6	0.0	1.79
Displacement (mm)	0.500	0.500	0.500	0.000	0.00

Choose statistic results to display for complete batch tests.

Specify your desired time interval or number of test runs before auto archiving.

TEST RESULTS

Test results are displayed in various views, either as a graph (single result) or in tabular format showing multiple test results. Measured results are available for all test types. Simply select the results (up to 10) you want displayed, such as; load at limit, peak load, displacement at break, Spring Ratio etc. You can then Label the test results to adhere to your preferred terminology.

Embedded statistical process control (SPC) calculations for statistical results come standard and can be viewed in the statistics view. Test results and statistics are available for export and printing as well.

SAVING, ARCHIVING, EXPORTING DATA

Test results are automatically saved and can be recalled to analyze results or to continue testing a batch run.

Test results are stored as CSV files and can automatically be exported to a USB device, a local or remote drive, via an Ethernet connection (with an optional USB to Ethernet Adaptor), or WiFi communication. The results can also be exported via RS-232 (with a USB RS-232 adapter cable) ideal for production environments linked to a corporate Data Acquisition Management System.

In addition, the software features a standard report in PDF format that can be saved or printed directly from the Laptop Console. The PDF report automatically incorporates the test parameters, results and statistics selected for the test. Furthermore, the report can be configured with your company logo.

The CS2 also boasts an auto-archive function. In order to secure your data and results, the system can be configured to archive your results in the same manner as exporting a CSV file. Just specify the frequency of your AutoArchiving and it's done

TESTS FEATURES & FUNCTIONALITY



EFFORTLESS COMMUNICATION

The CS2 has been designed to integrate seamlessly into your systems and to obtain the best possible test efficiency.

The units accept bar code scanners to quickly import product ID or other relevant information and correlate this with the specific test run. You can transfer to a USB device, local or remote drive, via an Ethernet connection (with an optional USB to Ethernet Adaptor), or WiFi communication. The results can also be exported via RS-232 (with a USB RS-232 adapter cable) ideal for production environments linked to a corporate Data Acquisition Management System.

SECURE ACCESS

The user interface features two levels of user access: supervisor and operator. Both levels can be password protected.

The supervisor level has complete system access, while the operator level can be configured to limited specified tests or test functions. To enhance ease of use, specific tests can be defined as favorites to be displayed on the Home screen for immediate testing.

LANGUAGE CHOICE

The CS2 features multiple languages so operators can configure and perform tests in the language they are most comfortable using. English, French, German, Spanish, Chinese and Turkish are all supplied as standard

FLEXIBLE MOUNTING

The T-slot table contains multiple through holes for mounting various types of threaded fixtures and eye-end adapters.

The fixture mounting block can be easily positioned to ensure proper alignment with the load measuring sensor.

You can choose from a wide range of standard grips and fixtures as well as custom-designed versions for use with the CS2. Some examples are: Wedge action grips that self-tighten • Pneumatic action grips for faster sample clamping • Vice action grips for film and semi-rigid materials • Compression platens available in many sizes • 3- and 4-point bending fixtures • Self-tightening grips to reduce operator fatigue • Bollard grips for wire and rope testing.



EXCEPTIONAL SERVICE & CALIBRATION

For over 75 years, Chatillon has provided customers worldwide with service and calibration.

Chatillon maintains an NIST traceable calibration laboratory for verification and calibration of force. Contact your local distributor or AMETEK Regional Sales Office for more information on installation, training, and on-site calibration services.

SPECIFICATIONS



SYSTEM SPECIFICATIONS

Test Setups

- ▶ Load limit
- ▶ Displacement limit
- ▶ Height limit
- ▶ Time limit
- ▶ Break or rupture
- ▶ Cycle and loop
- ▶ Multi-stage (define test as a combination of the above)
- ▶ Tensile
- ▶ Compression
- ▶ Peel

Load Measurement System

- ▶ CLC Series load sensors
- ▶ Auto-recognition, “plug & test”
- ▶ Sensor overload history log
- ▶ On-site field calibration using traceable master load cells in combination with deadweights.

Load measuring system meets or exceeds the following:

ASTM E4, BS 1610, DIN 51221, ISO 7500-1, EN 10002-2, AFNOR A03-501. (AMETEK recommends system verification on-site at the time of installation by an authorized Chatillon Service Provider, as required by ASTM E4 and ISO 7500-1.)

Data Output, Ports, and Slots


- ▶ Two USB 2.0 ports and one USB 3.0 port available for USB connections as: Ethernet, RS-232 and Barcode Readers when used with adaptors.
- ▶ WiFi connectivity
- ▶ Save data locally to 32 Gb Hard drive.
- ▶ Connect a Large Screen monitor for remote viewing through the HDMI connection.
- ▶ Export data and results to CSV file
- ▶ Export Test Report to PDF file with Graph

Displacement Measurement

- ▶ Displacement measurement meets or exceeds the following: ASTM E83, BS 3846, ISO 9513, EN 10002-4
- ▶ The system can apply displacement compensation as a standard function to compensate for system deflection.

Operating System

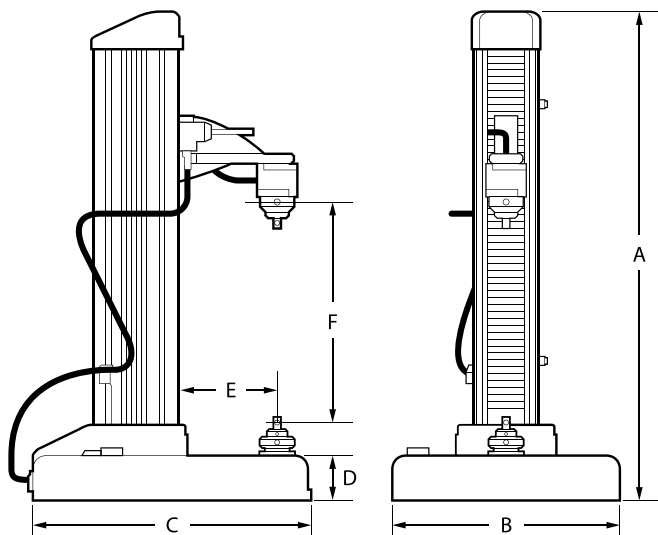
- ▶ Windows 10 Professional — which includes multiple user configurations for added security and networking.



SPECIFICATIONS

TECHNICAL SPECIFICATIONS

Dimensions



A	Height	CS2-225	39.4 in / 1001 mm
		CS2-1100	51.6 in / 1310 mm
B	Width (excluding console)	CS2-225	18.1 in / 460 mm
		CS2-1100	18.1 in / 460 mm
C	Depth	CS2-225	21.9 in / 557 mm
		CS2-1100	21.9 in / 557 mm
D	Base Height	CS2-225	4.3 in / 108 mm
		CS2-1100	4.3 in / 108 mm
E	Throat Depth	CS2-225	7.1 in / 180 mm
		CS2-1100	5.9 in / 150 mm
F	Crosshead Travel	CS2-225	19.7 in / 500 mm
		CS2-1100	31.5 in / 800 mm

Force Capacity	
CS2-225	225 lbf / 1000 N
CS2-1100	1124 lbf / 5000 N

Maximum Crosshead Travel (between the eye ends)	
CS2-225	19.7 in / 500 mm
CS2-1100	31.5 in / 800 mm

Throat Depth	
CS2-225	7.1 in / 180 mm
CS2-1100	5.9 in / 150 mm

Crosshead Speed Range (at full load)	
CS2-225	0.001 to 50 in/min / 0.01 to 1270 mm/min
CS2-1100	0.001 to 40 in/min / 0.01 to 1016 mm/min

Maximum Return Speed	
CS2-225	50 in/min / 1270 mm/min
CS2-1100	40 in/min / 1016 mm/min

Speed Accuracy (unloaded)	
± 1% of selected speed	

2% to 100% of maximum speed.

Crosshead Displacement Accuracy (unloaded)	
± 0.25% of reading	

2% to 100% of maximum travel.

Displayed Displacement Resolution	
0.001 in / 0.01 mm	

Load Cell Force Accuracy (non-dedicated)	
± 0.25% full scale of load cell capacity	

Load Cell Force Accuracy (dedicated)	
± 0.10 % full scale of load cell capacity	

Useable Data Sampling Rate	
1000 Hz	

Relative Humidity (non-condensing)	
20 to 85%	

Operating Temperature	
5 to 35° C / 41 to 95° F	

Storage Temperature	
-17 to 54° C / 1 to 129° F	

Supply Voltage (± 10%)	
115 VAC / 230 VAC, 50 to 60 Hz	

Power Rating	
CS2-225	115 VAC @ 3.15 A or 230 VAC @ 3.15 A
CS2-1100	115 VAC @ 6.3 A or 230 VAC @ 6.3 A

Weight of Machine	
CS2-225	115 lb / 52 kg
CS2-1100	145 lb / 66 kg

All systems conform to relevant EU standards and are CE marked.

On site verification as per ASTM E4 and ISO 7500-1 is recommended.

Order Number—CS Machines

CS2-225	CS2-225 Series test machine, 225 lbf	
CS2-1100	CS2-1100 Series test machine, 1100 lbf	
	115 V	115 V, US Power Cord
	230 V	230 V, US Power Cord
	230 V CNAU	230 V, China/Australia Power Cord

Order Number—Load Cells and Resolutions

Model	ozf	gf	lbf	kgf	N
CLG-250G	8 x 0.002	250 x 0.05	0.5 x 0.0001	0.25 x 0.0001	2.5 x 0.0005
CLG-0002	32 x 0.005	1000 x 0.1	2 x 0.0002	1 x 0.0001	10 x 0.001
CLG-04-5	72 x 0.01	2000 x 0.2	4.5 x 0.0005	2 x 0.0002	20 x 0.002
CLG-0010	160 x 0.02	5000 x 0.5	10 x 0.001	5 x 0.0005	50 x 0.005
CLG-0020	320 x 0.05	10,000 x 1	20 x 0.002	10 x 0.001	100 x 0.01
CLG-0050	800 x 0.1	25,000 x 2	50 x 0.005	25 x 0.002	250 x 0.02
CLG-0100	1600 x 0.2	50,000 x 5	100 x 0.01	50 x 0.005	500 x 0.05
CLG-0200	3200 x 0.5	100,000 x 10	200 x 0.02	100 x 0.01	1000 x 0.1
CLG-0500	8000 x 1	250,000 x 20	500 x 0.05	250 x 0.02	2500 x 0.2
CLG-1000	16000 x 2	500,000 x 50	1000 x 0.1	500 x 0.05	5000 x 0.5

All values are maximum force rating and smallest resolution.

As standard your CLC load cell is calibrated to 0.25% of FS from the factory. A dedicated load cell can be supplied that is calibrated to 0.1% of FS. Please indicate this option with a DED notation after the ordering number, i.e. CLC-0010-DED.