



DFS3 SERIES

DIGITAL FORCE GAUGE



FUNCTIONS AND FEATURES



The DFS3 Series offers the best price performance of any digital force gauge available today. This compact, easy-to-use force gauge is designed for basic and complex applications. Ideal for handheld or test stand applications, the DFS3 may be equipped with integral loadcells or smart remote sensors for load measurement or torque measurement. Measurement accuracy is better than 0.1% full scale in integral load cell models. A large, easy-to-read, high resolution, full color LCD display supports a variety of standard gauge functions including normal and peak readings, high/low limits, setpoints, pass/fail results, statistical results, load averaging, % and sharp break detection, loadcell actuation and direction. Loads are displayed in ozf, gf, lbf, kgf and N units. The display can be inverted and displayed results may be “hidden” from the operator. The DFS3 also offers password protection for gauge set ups.

Comprehensive Results

The DFS3 Series supplies you with comprehensive results that are easy to view and understand. The gauge displays:

- Measured Result with Units:
 - Peak Tension and Compression.
 - Break Tension and Compression.
 - Load Average/Time.
- Operating Mode.
- Pass-Fail Result.
- High and Low Load Results.
- Saved Results.
- Statistical Calculations:
 - Average with MIN and MAX Results.
 - Cv with Average and Standard Deviation.
 - Standard Deviation.
 - Graphical representation of saved results.

BATTERY LIFE

The extraordinarily long battery life of the DFS3 reduces the need for continuous recharging. The dimming functionality of the DFS3 provides a battery life of 30 hours when the dimming is off while turning the dimming on will provide a full 40 hours of battery life.

Outputs

The DFS3 Series comes standard with a USB-C connection. The USB interface allows communications with a PC.

Calibrate and Verify Status

The DFS3 Series incorporates flash memory. You have immediate access to battery conditions, including estimated battery life remaining. You can also view loadcell status, including the number of overloads that have been applied to the gauge.

Time Method

The Time method allows you to establish your load averaging based on a load threshold and time duration. The load threshold determines the start of the averaging, while the time duration defines the length of the test period. The gauge will begin taking readings when the threshold is reached and will continue to take and average readings until the time duration has expired.



The comfortable ergonomic design makes the DFS3 a pleasure to use.

FUNCTIONS AND FEATURES



UNIQUE USER INTERFACE

Easy to use, single layer user interface. No deep menu structure! Operate and set-up the DFS3 to perform your tasks. Fast and intuitive!

The high resolution display features brightness adjustments and can be inverted when required. The display can even be "hidden" at the press of a button. A load bar graph indicating load direction, measured load, and safe load helps prevent overloads: the load bar changes from green to red to indicate proximity to load cell capacity. The integral loadcells feature mechanical overload protection at 150% Full Scale.

DEPENDABLE MEASUREMENTS

The DFS3 Series features an integral loadcell sensor that delivers repeatable, accurate results. The innovative load bargraph shows dynamic load, direction of load and warns you of pending overload conditions. Smart technology in the gauge even keeps track of overload history to aide in maintenance and troubleshooting.

RESULTS AND STATISTICS ON BOARD



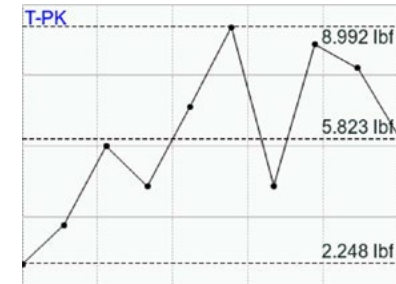
Live result screen with run number, pass/fail indicator, units, and display mode.



Saved results on the internal 32 GB SD card can be viewed and exported.



Statistics on saved results can be exported...



and a plot of saved results with Max and Min Average value can be displayed.

COLOR DISPLAY

A large, easy-to-read full color LCD can display readings, icons, and visually indicate gauge or test status using various colors.

CURSOR KEYS

Use the cursor keys for set-up, navigation, mode, and unit change

FUNCTION KEYS

The rubber keypad features dedicated and dynamic function keys. The function keys correspond to displayed options and guide the user during operation.





AUTOMATE WITH FORCETEST



EXPAND FUNCTIONALITY

The ForceTest software expands the functionality of your Chatillon DFS3 force gauge.

This easy-to-use Windows based software interfaces directly to your digital force gauge enabling you to automatically perform tests and graphs using a personal computer.

Test results can be followed directly on the screen while the test is running.

INTUITIVE USER INTERFACE

The colorful and intuitive user interface ensures that tension, compression, torque, peel and friction tests are simple to set up. Custom chart colors can be set for easy viewing.

Units of measure, fonts, titles and force measurement resolution can also be customized through the ForceTest software

EASY EXPORT AND REPORTING

Test results are presented in a spreadsheet format allowing you to analyze and manipulate data and perform common mathematical and statistical calculations.

Results may be displayed graphically versus time. Tabular results are displayed and can be used to create relationships, queries or used to produce reports.

Test results can be exported to a .csv format.

Graphs and test results can also be exported directly to PDF and Word formats.

WIDE VARIETY OF OPTIONS

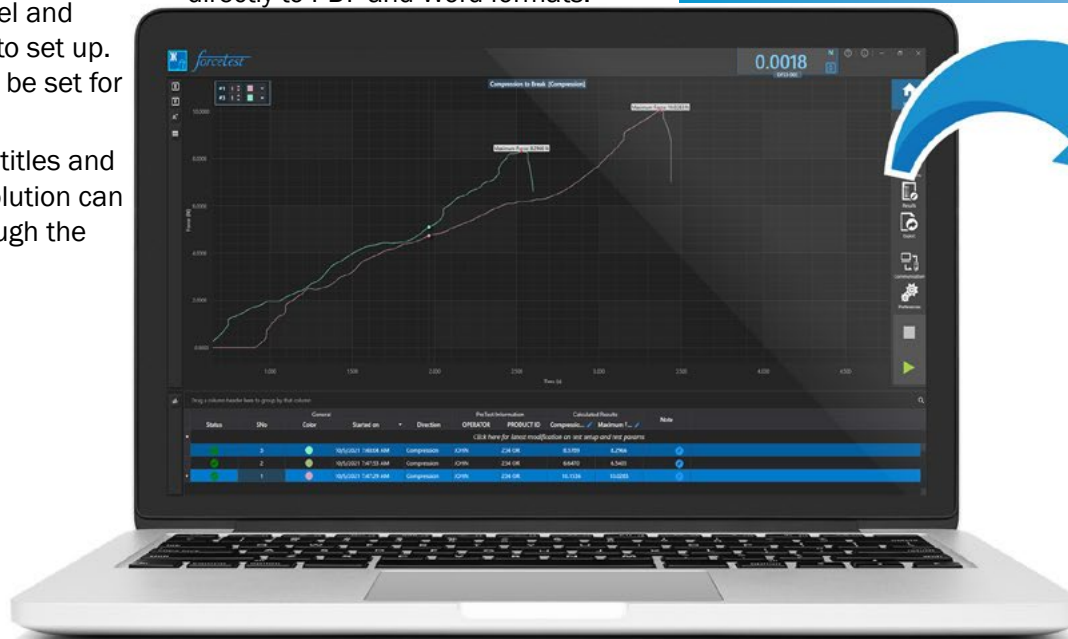
Force at maximum in a time window, average force and much more can be captured using the ForceTest software.

Basic force measurement such as tensile and compression test formats, pull to limit, and compress to limit are performed by clicking just a few buttons.

REDUCE SETUP TIME

To reduce setup time the ForceTest software offers pre-set templates. It also empowers its user to auto load the latest test performed, and to open previously saved tests for use as template for new tests.

FREE OF CHARGE
WITH THE
DFS3 SERIES



Tensile Test 1						
Information		Tension	Model	DFS2		
Tensile Test 1		Capacity	100 lbs			
Test Results						
Status	ID#	Color	Started on	Direction	Elapsed Time (s)	Maximum Force (N)
✓	1		12/4/2017 3:00:55 PM	Tension	3.52	36.92
✓	2		12/4/2017 3:00:55 PM	Tension	4.02	40.27
✓	3		12/4/2017 3:00:55 PM	Tension	4.25	41.15
✓	4		12/4/2017 3:00:55 PM	Tension	5.98	54.73
Statistics						
	Maximum	Minimum	Mean X	Median	CV (s)	CV (N)
Elapsed Time	5.98 s	3.52 s	4.46 s	4.16	20.7	23.51
Maximum Force	61.15 N	36.92 N	49.52 N	50	18.6	21.47
Number of Rows that Passed: 4						
Number of Rows that Failed: 0						
	S-TYPE (s)	S-TYPE (N)	X̄ (s)	X̄ (N)	S (s)	S (N)
Elapsed Time	0.92	1.57	2.27	1.69	7.85	1.26
Maximum Force	9.21	10.63	77.14	21.93	81.42	17.42



ACCESSORIES



SUPPLIED READY-TO-GO

Regardless of the configuration, your DFS3 is supplied ready-to-go. The gauge and accessories are supplied in a durable carrying case that is designed for all components including adapters and a USB charger. The units are powered by an internal, rechargeable Lithium-Ion battery. The compliment of adapters is comprehensive and includes a hook, compression tip, pointed tip, chisel tip, and a notch tip: everything you need to get started.

RESULTS AND STATISTICS ON BOARD

Chisel Point, 110 lbf	◆ SPK-FMG-008A	Pistol Grip	SPK-FMG-141	Kit, DF Metric Couplers #10-32_M6; 5/16-18_M6; M8_5/16-18	SPK-TCM-033
Chisel Point, 550 lbf	◆ SPK-FMG-008B	Swivel Hook, 50 lbf.	ML3867	Coupling #10-32 Female to M6x1mm Female Rev - ...	NC002652
Point Adapter, 110 lbf	◆ SPK-FMG-009A	Swivel Hook, 110 lbf.	ML3850	Coupling 5/16-18 Female to M6x1mm Female Rev - ...	NC002658
Point Adapter, 550 lbf	◆ SPK-FMG-009B	Swivel Hook, 225 lbf.	ML3869	Adapter, Threaded, M8x1.25 to 5/16x18, DFG3.....	NC003256
Notch Adapter, 110 lbf	◆ SPK-FMG-010A	Swivel Hook, 550 lbf	ML3868		
Notch Adapter, 550 lbf	◆ SPK-FMG-010B	Hook, Latch	NC002500		
Flat Adapter, 110 lbf	◆ SPK-FMG-011A			Battery Charger, Universal, with Cable	◆ SPK-DF3-UNIV
Flat Adapter, 550 lbf	◆ SPK-FMG-011B			Cable, USB-C/USB-A, 3 FT, Black	6885
Hook, 50 lbf	◆ SPK-FMG-012A	5/8 Eye End Kit with Grip Pin for Gauges	SPK-TCM-001	Adapter, Wall Mount, AC/DC, 5V, 5W, USB-A	6886
Hook, 110 lbf	◆ SPK-FMG-012B	Phan 5/8 Eye End Kit with	SPK-TCM-001/PHAN	Kit, AC Adapter for P/N 6886.....	6887
Hook, 550 lbf	◆ SPK-FMG-012C	Grip Pin for Gauges			
Extension Rod, 6" (152mm), #10-32	SPK-FMG-013A	Shaft, Load Cell to 5/8 Eye End, 5/16-24M.....	NC003235		
Extension Rod, 6" (152mm), 5/16-18	SPK-FMG-013B	to 5/16-18M Rev A			
Carrying Case	◆ SPK-DF-118	Upper Eye End Adapter, 5/8" to 5/16-18F Rev A.....	NC003236		
		Locking Ring Rev -	NC003140		
		Locking Ring - Eye End, 5/16-18F Rev A	NC003237		
		Use PIT/0169/00 Pin, Small Grip Rev 5.....	NC000612		
Load Cell Shaft Protector	SPK-DFG3-001	Adapter, 5/16-18M to 5/16-18F THRD.....	NC003254		
#10-32 to 5/16-18 Adapter	P-10020	for Å 5/8 Upper Eye End, DFG3			
Handle Assembly, DFE3/DFS3	SPK-DF3-HANDLE	Adapter, 5/16-18M to 10-32F THRD	NC003255		
Handle Assembly, DF3 Series	6873	for Å 5/8 Upper Eye End, DFG3			
Grip Handle, MSC/FCE Rev.A	NC002825				
Screw, Flat Head Socket Cap Rev -	E08-257				

NOTES

- Accessories are capacity dependent.
- Accessories used with capacities below 110 lbf (500N) will generally have a #10-32 thread.
- Accessories for higher capacities generally have a 5/16-18 thread

ORDERING


MODELS ACCURACY: 0.1% FS

Model	lbf		N		kgf		ozf		gf	
	Full Scale	Resolution	Full Scale	Resolution	Full Scale	Resolutio	Full Scale	Resolutio	Full Scale	Resolution
DFS3-250G	0.50000	0.00001	2.5000	0.0001	0.25000	0.00001	8.0000	0.0001	250.0	0.01
DFS3-002	2.0000	0.0001	10.0000	0.0001	1.00000	0.00001	32.000	0.001	1000.0	0.01
DFS3-010	10.0000	0.001	50.000	0.001	5.0000	0.0001	160.00	0.01	5000.	0.1
DFS3-025	25.000	0.001	100.000	0.001	10.0000	0.0001	400.00	0.01	10000.	0.1
DFS3-050	50.000	0.001	250.00	0.01	25.000	0.001	800.00	0.01	25000	1
DFS3-100	100.000	0.01	500.00	0.01	50.000	0.001	1600.0	0.1	50000	1
DFS3-200	200.00	0.01	1000.00	0.01	100.000	0.001				
DFS3-500	500.00	0.01	2500.0	0.1	250.00	0.01				



DFS3 PORTS

A USB-C port is used to export results to LIMS or the optional Chatillon ForceTest software.



SPK-TCM-001

The redesigned grip and fixture connection kit offers more flexibility with a wide variety of fixtures.

SPECIFICATIONS AND DIMENSIONS

SPECIFICATIONS

Accuracy	±0.2% of Full Scale
Maximum Overload	150% of Rated Capacity
Resolution	Up to 50,000 resolution points (according the Unit & Capacity)
Peak Capture Rate	10 kHz
Data Sampling	30 kHz
Display Update Rate	10 Hz
Data Save (internal 32Go SD Card)	Up to 100 Results
Loadcell Thread End (10 to 100 lbf)	#10-32
Loadcell Thread End (200 & 500 lbf)	5/16-18 UNC
Power	Battery (Lithium Ion) or via the USB-C port
Battery Life	With Dimming On: 40 Hours With Dimming Off: 30 Hours
Operating Temperature	40 to 110°F (5 to 45°C)
Instrument Weight	1.1 lbs (0.5 kg)
Shipping Weight	4 lbs (2 kg)

DIMENSIONS

